

---

MODEL 74



PORSCHE

914 1.8/2.0

DRIVER'S MANUAL

MAINTENANCE RECORD

---

Printed in Germany Subject to change without notice


© Copyright by

Dr. Ing. h. c. F. Porsche Aktiengesellschaft

Reprint, even if partially, is not allowed without our prior approval.

It has always been Porsche's policy to continuously make technical improvements; therefore, the right is reserved to make changes at any time during the model year without notice.

Variations of equipment and technic, necessary because of different laws in the single countries, cannot always be considered in this manual.



**PORSCHE**  
Type 914 1.8-2.0


<b>Operating instructions</b>	Page 9
<b>Care and Lubrication</b>	Page 26
<b>Maintenance and Adjustments</b>	Page 41
<b>General Description</b>	Page 61
<b>Technical Data</b>	Page 75
<b>Brief instructions for service stations</b>	Page 87
<b>Index</b>	Page 91
<b>Maintenance record</b>	Page 97



Identifikation Plate, Chassis Serial Number



Paint Number



Engine Serial Number Type 2.0

## Location of Identification Plates

### Identification Plate

The identification plate is in the front luggage compartment on the casing of the right headlamp.

### Chassis Serial Number

The chassis serial number is in the front trunk, stamped on the right wheel well.

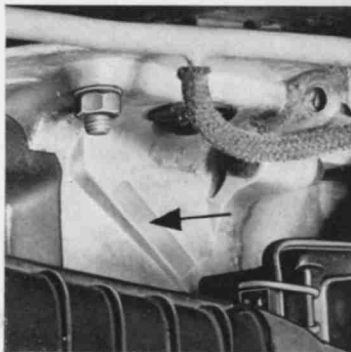
### Paint Number

The paint number is located on the left door post.

### Engine Serial Number

The engine serial number (Type 2.0) is stamped on the rear upper part of the crankcase between the oil filler tube and the blower housing.

The engine number (Type 1.8) is located on the right crankcase half behind the air filter.



Engine Serial Number Type 1.8